

Interior Signage Specifications

Courtyard

COURTYARD
BY MARRIOTT

CONTACT US

Phone:

316.267.4171

Email:

dailyorders@identitygroup.com

IDENTITY GROUP IS AN APPROVED SIGNAGE SUPPLIER

NO FEE* PROJECT SERVICES

- Estimating
 - Planning - Wayfinding
 - Project Management
 - Evacuation Map Development
- * Requires minimum project values

DESIGN SERVICES AVAILABLE

COLORS / MATERIALS



Pantone
7540C



Satin Finish
Aluminum



Wilsonart
"Walnut Heights"

Sign Materials: Metal-Faced Acrylic and Painted Acrylic

Font: Avenir LT Std 65, Medium

GUEST ROOM SIGNAGE



5" x 3"
RMN 0503 COU
Guest Room Number



3" diameter
SHP33/SHV33
Sprinkler Warning
Lexan™ or Decal
available



3" x 3"
HI 33 COU / AC 33 COU
Hearing Impaired/Accessible
Informationals



3-1/4" x 2-1/8"
INF 0302 COU
Hearing Impaired
Informationals



15" x 9-9/16"
FEP 1509 COU
Guest Room Evacuation Plan



6" x 3"
WLD 63 COU
Warning Decal



1-1/4" x 1-1/4"
AC11 COU
Accessible Decal

3" x 5/8"
DBV 31 COU
Deadbolt Decal

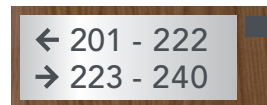


23" x 10"
FEP 2310 COU
Guest Room Evacuation Plan w/ Window

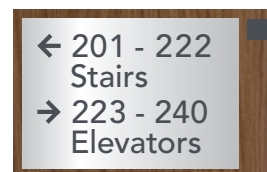


6-3/4" x 9"
FEP 0709 COU
Rate Card / State Lodging Laws
for Guest Room Evacuation Plan


DIRECTIONAL SIGNAGE



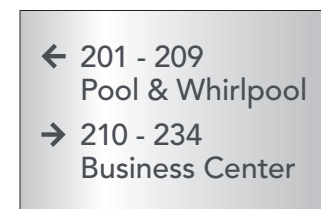
11" x 4-1/4"
DIR 1104 COU
Directional, 1-2 line



11" x 7"
DIR 1107 COU
Directional, 3-4 line



13" x 5-3/4"
DIR 1306 COU
Directional, 1-2 line

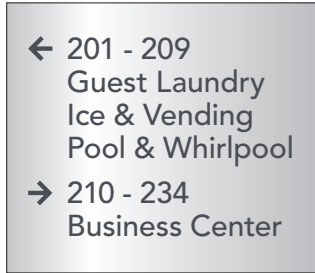


13" x 8-1/2"
DIR 1309 COU
Directional, 3-4 line

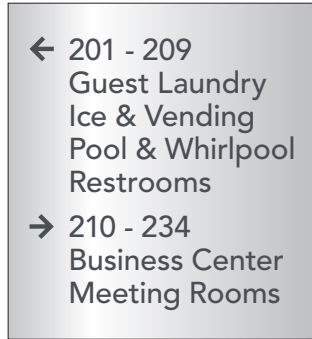
Interior Signage Specifications

Courtyard

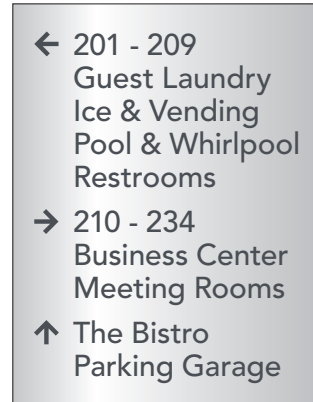
DIRECTIONAL SIGNAGE *cont.*



13" x 11-1/4"
DIR 1311 COU
Directional, 5-6 line



13" x 14"
DIR 1314 COU
Directional, 7-8 line



13" x 16-3/4"
DIR 1317 COU
Directional, 9-10 line

13" x 19-1/2"
DIR 1320 COU (not shown)
Directional, 11-12 line


13" x 22-1/4"
DIR 1322 COU (not shown)
Directional, 13-14 line

13" x 25"
DIR 1325 COU (not shown)
Directional, 15-16 line

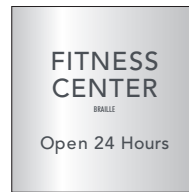
IDENTIFICATION SIGNAGE



9" x 6"
ID 0906 COU
*1-2 Line Identification
ID 0906 COU EXT (exterior)*



11" x 6"
ID 1106 COU
1-2 Line Identification, Large




7-3/4" x 7-3/4"
HR 0808 COU
*1-2 Line Identification with
Hours Information
HR 0808 COU EXT (exterior)*



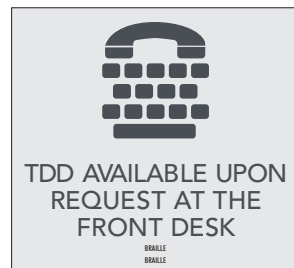
7-3/4" x 7-3/4"
RES 0808 COU
Restroom Identification



7-3/4" x 9"
RES 0809 COU
*All Gender Restroom
Identification*



9" x 8"
ID 0908 COU
3-4 Line Identification



12" x 11"
TDD 1211 COU
TDD Identification, Exterior



7-1/4" x 12-1/4"
MRID 0712 COU
*Meeting Room ID
with Insert Holder*



9-1/2" x 6"
ID 1006 COU
*The Market Identification -
For Renovations Only,
If Required To Meet ADA*

PLEASE NOTE:

State and local codes may require your Restroom Signs to include certain text and symbols specific to your area. If code-related signs are needed for your project, we will quote them in place of the brand standard signs.

PROJECTION MOUNTED SIGNAGE



20-1/2" x 6"
PRO 2106 COU
*Projection Mounted Informational,
Double Sided*



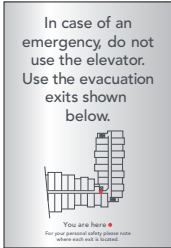
16-1/2" x 11"
PRO 1711 COU
*Projection Mounted Informational,
Double Sided*



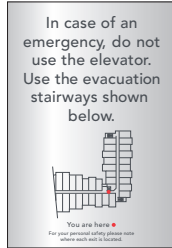
Interior Signage Specifications

Courtyard

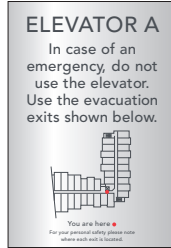
STAIR & ELEVATOR SIGNAGE



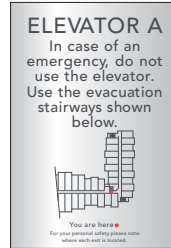
7" x 10-1/4"
FEP0710A COU
Ground Floor
Elevator Evacuation



7" x 10-1/4"
FEP0710B COU
Floors 2 and Up
Elevator Evacuation



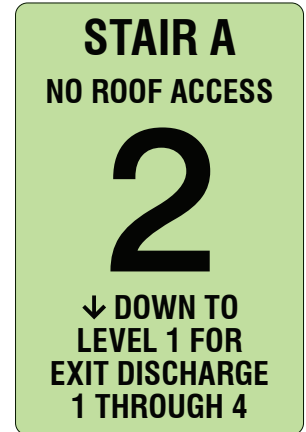
7" x 10-1/4"
FEP0710C COU
Ground Floor
Elevator Evacuation with
Elevator Designation



7" x 10-1/4"
FEP0710D COU
Floors 2 and Up
Elevator Evacuation with
Elevator Designation

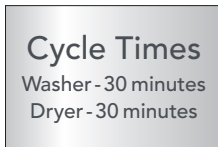


2-3/4" x 3-1/2"
ELJ 0304 COU
Elevator Door Jam



12" x 18"
STR 1218 COU
Phosphorescent Stairwell Level

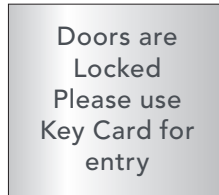
INFORMATIONAL SIGNAGE




9" x 6"
INF 0906 COU
Informational



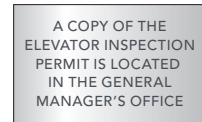
9" x 6"
ACC 0906 COU
Accessible Informational



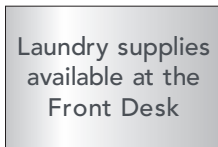
9" x 8"
INF 0908 COU
Informational



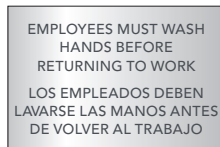
8" x 6"
BNT 0806 COU
Debit & Check Card
Bent Sign



8" x 5"
INF 0805 COU
Elevator Inspection Informational



9" x 6"
INF 0906 COU
Informational



9" x 6"
INF 0906 COU
Informational



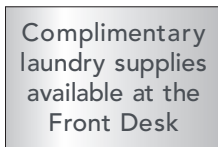
7" x 5"
INF 0705 COU
Informational for
Business Center



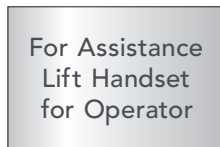
8" x 10"
OP 0810 COU
Owner/Operator



8" x 5"
SFB 0805 COU
Smoke Free Building



9" x 6"
INF 0906 COU
Informational



9" x 6"
INF 0906 COU
1-2 Line Informational, Exterior
INF 0906 COU EXT (exterior)



9" x 6"
MO 0906 COU
Maximum Occupancy



7" x 1-1/2"
INF 0702 COU
Headphone Sign



8" x 2"
INF 0802 COU
Recycle Signs for
Coffee Area & Bistro



5" x 1-1/2"
INF 0502 COU
Recycle Signs



Interior Signage Specifications

Courtyard

HEALTH CLUB SIGNAGE

MOUTH-TO-MOUTH RESUSCITATION

A - AIRWAY

1. Clear the mouth.
2. Push or pull jaw into a jutting out position.



B - BREATHING

3. Pinch nose SHUT.
4. Cover victim's mouth with your mouth. BLOW until chest rises: for BABIES, cover mouth and nose.
5. Remove your mouth. Listen for return air. Repeat 12 to 15 times per minute.



CAUTION: If a neck injury sign appears, move the lower jaw forward without tilting the head to open the airway. Rest your elbow on the surface which the victim is laying. Move the lower jaw forward with both hands, one on each side.

20" x 18"

MM 2018 COU

Mouth-to-Mouth Resuscitation

Fitness Center Rules

For your safety, it is required that you observe the following:

- Registered guests only.
- Individuals utilizing this facility do so at their own risk.
- Individuals should not undertake exercise routines unless physically qualified and have a physician's approval to do so.
- It is highly recommended that the following individuals not use the exercise equipment:
 - persons under the influence of alcohol, stimulants or depressants
 - unsupervised children under the age of 16
 - children under the age of 14
- Should you need any assistance please contact the Front Desk.
- Equipment should be used in the presence of others.
- Shoes and appropriate exercising attire are necessary.
- Smoking is prohibited.
- Always practice safety and courtesy to others.
- Report any unsafe conditions to the management.

Thank you for your attention and cooperation.

20" x 19"

FIT 2019 COU

Fitness Center Rules

WARNING: THIS FACILITY IS UNATTENDED AND IS NOT CONTINUOUSLY MONITORED. THIS FACILITY IS PROVIDED TO OUR GUESTS AS AN AMENITY AND SHOULD NOT BE CONSIDERED A FULL-SERVICE FITNESS FACILITY.

GUESTS SHOULD ONLY USE THIS FACILITY AFTER THEY HAVE CONSULTED A PHYSICIAN TO DETERMINE IF THE USE OF THE EQUIPMENT IN THIS FACILITY IS APPROPRIATE.

AN AUTOMATED EXTERNAL DEFIBRILLATOR HAS BEEN PROVIDED. IN CASE OF AN EMERGENCY, AS WITH ANY MEDICAL EMERGENCY, 9-1-1 SHOULD BE NOTIFIED PRIOR TO THE RENDERING OF ANY FIRST AID ASSISTANCE.

10" x 10"

AED W1 COU

*Automated External Defibrillator
For Unattended Fitness Center*

WARNING: THIS FACILITY IS ATTENDED ONLY DURING THE HOURS OF _____. THIS FACILITY IS NOT ATTENDED AT TIMES OUTSIDE OF THESE HOURS. THIS FACILITY IS PROVIDED TO OUR GUESTS AS AN AMENITY AND SHOULD NOT BE CONSIDERED A FULL-SERVICE FITNESS FACILITY.

GUESTS SHOULD ONLY USE THIS FACILITY AFTER THEY HAVE CONSULTED A PHYSICIAN TO DETERMINE IF THE USE OF THE EQUIPMENT IN THIS FACILITY IS APPROPRIATE.

AN AUTOMATED EXTERNAL DEFIBRILLATOR HAS BEEN PROVIDED. IN CASE OF AN EMERGENCY, AS WITH ANY MEDICAL EMERGENCY, 9-1-1 SHOULD BE NOTIFIED PRIOR TO THE RENDERING OF ANY FIRST AID ASSISTANCE.

10" x 10"

AED W1 COU

*Automated External Defibrillator
For Attended Fitness Center*

Whirlpool Spa Use

For your safety, it is required that you observe the following:

- Registered guests only.
- Individuals utilizing this facility do so at their own risk.
- **WARNING** - No consumption of alcoholic beverages or food is permitted in pool area.
- It is highly recommended that the following individuals not use the whirlpool spa:
 - a) persons with present or prior heart disease, high blood pressure, or any chronic health problems.
 - b) persons under the influence of alcohol, stimulants or depressants.
 - c) pregnant women. d) elderly persons. e) children under the age of 10.
 - f) unsupervised children under the age of 15.
- Should you need any assistance, please contact management.
- **WARNING:** Chemical and PH levels are in accordance with local codes and measured regularly.
- However, high heat and chemical in this spa may cause fading and/or damage to certain fabrics.
- Always practice water safety and courtesy to others.
- Report any unsafe conditions to the management.
- All persons shall bathe with warm water and soap before entering spa.
- Any persons known or suspected of having a communicable disease shall not use the spa.
- Spitting or blowing the nose in the spa is prohibited.
- Do not use alone.
- Observe a reasonable time limit, (preferably not longer than 15 minutes), then shower, cool down and if you wish, return for another brief stay. Long exposures may result in nausea, dizziness or fainting.
- Food and glass objects are not permitted in spa area.
- Maximum temperature 104° Fahrenheit.

MAXIMUM BATHING LOAD

9

Thank you for your attention and cooperation.

33-3/4" x 36-3/4"

WR3437 COU

Whirlpool Spa Rules

Pool Area Use

For your safety, it is required that you observe the following:

- Registered guests only.
- All children under 14 must be with an adult.
- Running and horseplay are prohibited.
- Appropriate swim wear required.
- Diving strictly prohibited.
- Shirts and shoes required in the hotel lobby.
- Glassware is not permitted within the pool area.
- Only flexible swim-aids are permitted.
- Be aware of depth markings at all times.
- Report any unsafe conditions or violations to the management immediately.
- Individuals assume the risk for any injuries sustained while using pool facilities.
- Always practice water safety and courtesy.
- Shower before entering pool.
- Children who are not toilet trained must wear swim diapers with rubber pants over them.

Thank you for your attention and cooperation.

23" x 23"

PR 2323 COU

Pool Rules

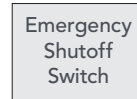
Interior Signage Specifications

Courtyard

HEALTH CLUB SIGNAGE *cont.*



36" x 15"
NLG 3615 COU
No Lifeguard On Duty



5-1/2" x 4"
ESS 0604 COU
Emergency Shutoff Switch



4" x 6"
ST 0406 COU
Spa Timer



14" x 14"
WND 1414 COU
Warning! No Diving



31" x 6"
ND 3106 COU
No Diving

PLEASE NOTE:

State and local codes may require your pool and spa area signage to have certain text, layouts and copy sizes specific to your area.

If code-related signs are needed for your project, we will quote them in place of the brand standard signs.



6" x 4"
PIT 0604 COU
Fire Pit Informational




6" x 4"
PIT 0604B COU
Fire Pit Informational

RETROFIT DOOR PLATES



6" x 6"
RDP 0606 COU
Guest Room Retrofit



NOTE: These signs must be installed in alternating order.
Please note that the sign is the same, just rotated 180 degrees.

Interior Signage Specifications

Courtyard

CRATE

24-5/8" x 5"
MFA 2505 COU
Cut Out Metal Faced Acrylic Letters

LETTERS AND GRAPHICS

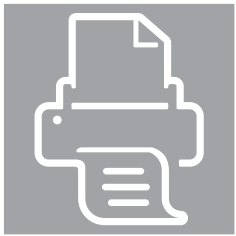


Boarding Pass

34" x 10-3/16"
MFA 3410 COU
Cut Out Metal Faced Acrylic Letters and Graphic

the
market

24-1/2" x 7-11/16"
MFA 2508 COU
Cut Out Metal Faced Acrylic Letters



Quick Print

25-1/2" x 10"
PRT 2610 COU
Cut Out Metal Faced Acrylic Letters and Graphic (Alternate Option To MFA 3410 COU)

PARKING LOT SIGNAGE

NOTICE

You are parking and leaving your vehicle at your own risk. Please lock all doors and windows after removing any property or valuables from the vehicle. The hotel will not, in any event, be liable for loss or damage to your vehicle or property.

15" x 15"
PRK 1515 COU
Parking Notice

PORTICO SIGNAGE

Clearance 10'-10"

60" x 10"
CL 6010 COU
Clearance Sign

KEY CARD SIGNAGE

Please use your Guest Room Key Card for entry or ring the bell for service
Thank you

10" x 7"
KC 1007 COU
Key Card Informational



10" x 7"
LOGO 1007 COU
Logo Informational
(to fit on back of Key Card Informational)



3-1/4" x 2-1/2"
KC 0302 COU
Key Card Informational