

Signage Package

Gemini Exterior



Gemini Exterior

CONTACT US

Phone:

316.267.4171

Email:

dailyorders@identitygroup.com

IDENTITY GROUP IS AN APPROVED SIGNAGE SUPPLIER

NO FEE* PROJECT SERVICES

- Estimating
 - Planning - Wayfinding
 - Project Management
 - Evacuation Map Development
- * Requires minimum project values

DESIGN SERVICES AVAILABLE

SIGN MATERIALS

Motel 6 Signs are made of Acrylic and Photopolymer with a durable painted surface. Patterned graphics are screen printed.

SIGN PACKAGE OVERVIEW

This package is used for properties with exterior facing guestroom doors only. If your property has interior corridors, you will need the *Gemini Interior* package.

GUEST ROOM SIGNAGE



EXTRMN
Guest Room Number
6-1/4" x 4-1/2"



EXTRMN-NS
Guest Room Number
No Smoking
6-1/4" x 4-1/2"



NO HANGER
Sprinkler Warning
3" x 3"




GREVAC
Guest Room
Fire Evacuation Plan
with State Lodging Laws
9" x 11"

IDENTIFICATION SIGNAGE (Interior/Back of House/Lobby)



EXIT
Exit ID
6-1/4" x 4"




ICE
Ice/Vending/
Beverages ID
6-1/4" x 4"



GLID
Guest Laundry w/ Hours
7-1/2" x 6-1/2"




FCID
Fitness Center w/ Hours
7-1/2" x 6-1/2"



RRIDU
Unisex Restroom
7-1/2" x 9"



RRIDM
Men Restroom
7-1/2" x 9"



RRIDW
Women Restroom
7-1/2" x 9"

NOTE: Identification signs in this style (with decorative backer and printed pattern) are to be used for interior/lobby area rooms or doors that *can* be accessed by guests.



STAFFID
Staff Only
5-1/2" x 3-5/8"



GMID
General Manager
6-3/4" x 3-5/8"



ELECID
Electrical Room
9-1/4" x 3-5/8"



MECHID
Mechanical Room
9-1/4" x 3-5/8"

NOTE: Identification signs in this style (dark paint with no backer) are to be used for interior/lobby/back of house rooms or doors that *cannot* be accessed by guests.

Signage Package

Gemini Exterior

IDENTIFICATION SIGNAGE (Exterior)



EXTICEID
Staff Only
6-1/4" x 4"



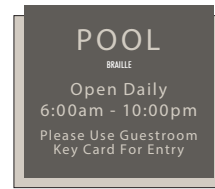
EXTVENID
Vending
6-1/4" x 4"



EXTIVID
Vending
6-1/4" x 4"




EXTGLID
Guest Laundry with Hours
7-1/2" x 6-1/2"



EXTPOOLID
Pool ID with Hours
7-1/2" x 6-1/2"

NOTE: Identification signs in this style (lighter paint with backer) are to be used for exterior amenities that **can** be accessed by guests.



EXTRRU
Unisex Restroom
7-1/2" x 9"



EXTRRM
Men Restroom
7-1/2" x 9"



EXTRRW
Women Restroom
7-1/2" x 9"



BOHRRU
Unisex Restroom
6-3/4" x 8-5/8"



BOHRRM
Men Restroom
6-3/4" x 8-5/8"



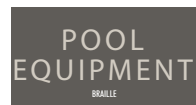
BOHRRW
Women Restroom
6-3/4" x 8-5/8"



EXSTAFFID
Staff Only
5-1/2" x 3-5/8"



EXTGMID
Pool Equipment
6-3/4" x 3-5/8"



EXTPEQUIPID
Pool Equipment
6-3/4" x 3-5/8"



EXTCHEMID
Chemical Storage
6-3/4" x 3-5/8"



EXTELECID
Electrical Room
9-1/4" x 3-5/8"



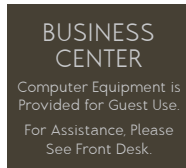
EXTMECHID
Mechanical Room
9-1/4" x 3-5/8"

NOTE: Identification signs in this style (lighter paint with NO backer) are to be used for exterior amenities that **cannot** be accessed by guests.

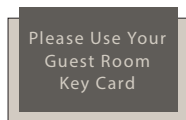
INFORMATIONAL SIGNAGE



WHI
Employees Must Wash Hands
5-1/2" x 3-5/8"

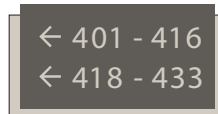


BUS
Computer Use Info
6-3/4" x 6-1/8"

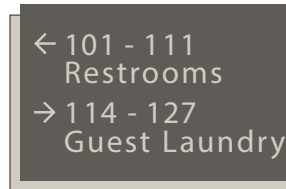


KCI
Exterior Key Card Informational
6-1/4" x 4"

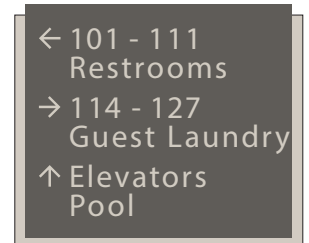
DIRECTIONAL SIGNAGE



EXTDIR1-2
Exterior 1-2 Line Directional
7-1/2" x 4"



EXTDIR3-4
Exterior 3-4 Line Directional
10" x 6-1/2"



EXTDIR5-6
Exterior 5-6 Line Directional
10" x 8-1/2"



DIR1-2
1-2 Line Directional (Lobby Only)
7-1/2" x 4"

IDENTITY GROUP

Signage Package

Gemini Exterior

RULES & REGULATIONS SIGNAGE

FITNESS CENTER RULES

- Individuals utilizing this facility do so at their own risk.
- It is highly recommended that the following individuals not use the exercise equipment:
 - persons under the influence of alcohol, stimulants or depressants
 - children under the age of 16.
- Should you need any assistance please contact the Front Desk.
- Equipment should be used in the presence of others.
- Shoes and appropriate exercising attire are necessary.
- Smoking is prohibited.
- Always practice safety and courtesy to others.
- Report any unsafe conditions to the management.

FITRULES
Fitness Center Rules
20" x 23-1/2"

POOL RULES

HOURS: XX:XX XM - XX:XX XM

- Use pool at your own risk.
- No glass, drinks or food in pool area.
- Running and horseplay are prohibited.
- No animals allowed.
- Be considerate - No yelling or other loud noises.
- No running, pushing or other dangerous horseplay.
- Glassware is not permitted within the pool area.
- Management reserves the right to deny use of pool to anyone at any time.
- Dive only in designated areas.
- Use pool at own risk when lifeguard is not on duty.

POOLRULES
Pool Rules
20" x 23-1/2"

POOL LIFT



AVAILABLE
UPON REQUEST

For Assistance See
The Manager On Duty

PL
Pool Lift Use
14" x 18"

NO LIFEGUARD
ON DUTY

NLG
No Lifeguard on Duty
40" x 12"

NO DIVING

ND
No Diving
32" x 7"

PLEASE NOTE:

State and local codes may require your pool and spa area signage to have certain text, layouts and copy sizes specific to your area.

If code-related signs are needed for your project, we will quote them in place of the brand standard signs.


Signage Package

Gemini Exterior

PARKING AREA SIGNAGE

CLEARANCE XX' XX"

CL
Clearance Height for Porte Cochere
50" x 6"



PRK3
Liability Notice
12" x 18"



PRK4
Motel 6 Parking
12" x 18"



PRK5
Motel 6 Registration
12" x 18"



PRK6
Studio 6 Parking
12" x 18"



PRK7
Studio 6 Registration
12" x 18"



PRK1
Handicapped Parking
12" x 18"



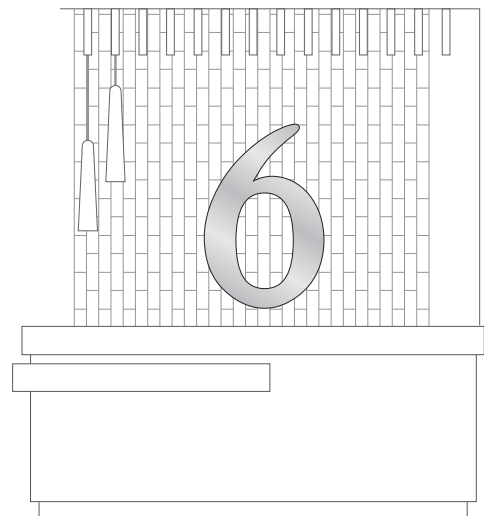
PRK2
Van Accessible
12" x 6"

FRONT DESK / LOBBY LOGO



FDLOGO
Lobby Logo Sign
26" x 40"

Brushed silver laminate on 2" thick substrate. Includes studs, spacers and paper template for installation on wall behind front desk.



Installation Example

IDENTITY GROUP