

Interior Sign Package

Sleep Inn



CONTACT US

Phone:
316.267.4171
Email:
dailyorders@identitygroup.com


IDENTITY GROUP IS AN APPROVED SIGNAGE SUPPLIER

NO FEE* PROJECT SERVICES

- Estimating
 - Planning - Wayfinding
 - Project Management
 - Evacuation Map Development
- * Requires minimum project values

DESIGN SERVICES AVAILABLE

COLORS / MATERIALS

-  P-95 Frosted Acrylic (Unpainted) (Backer)
-  Photopolymer SW-6006 Black Bean (Face)
-  SW-6070 Heron Plume (Copy)

Sign Materials: Frosted Acrylic Backer with Photopolymer Face. Copy is Raised or Screen Printed

Font: Futura Md BT, Medium

Rev. 12-10-20


GUEST ROOM SIGNAGE



RMN0305 SLE
Guest Room Number
3" x 5"




RMN0405 SLE
Guest Room Number
4" x 5"




FEP0911 CHO
Guest Room Fire Evacuation Plan with State Lodging Laws
9" x 11"


IDENTIFICATION SIGNAGE



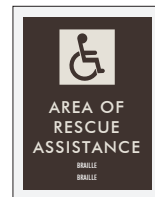
ID0810 SLE
1-2 Line Room ID
7-5/8" x 10"



RES1108 SLE
Restroom ID
6" x 10"

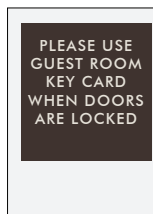


ID0810 SLE
Room ID with Hours info
7-5/8" x 10"

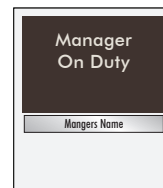


ACC1108 SLE
Accessibility ID
7-5/8" x 10"


INFORMATIONAL SIGNAGE



INF0608 SLE
Key Card Informational
6" x 8"



MOD1011 SLE
Manager On Duty Informational
9-1/2" x 10-7/8"



OWN0810 SLE
Owner / Operator Informational
7-5/8" x 10"

MEETING ROOM SIGNAGE

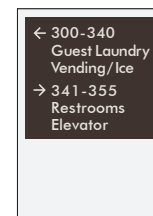


MTG1014 SLE
Meeting Room ID w/ Insert Holder and "In Use / Available" Slider
9-1/2" x 14"

DIRECTIONAL SIGNAGE



DIR0905 SLE
1-2 Line Directional
9" x 8-3/4"



DIR0913 SLE
5-6 Line Directional
9" x 13"

EXTERIOR CLEARANCE SIGN



CLR5006 SLE
Clearance Sign
50" x 6"



Interior Sign Package

Sleep Inn

STAIRWELL SIGNAGE



STR0812 SLE
Stairwell ID
(Corridor Side)
7-5/8" x 12"



STR0903 SLE
Stairwell ID
(Stairwell Side)
8-1/2" x 3"




STR1217 SLE
Interior Stairwell ID (Stairwell Side)
12" x 17-1/8"

FIRE EVACUATION SIGNAGE



FEP0608 SLE
In Case of Fire Use Exits
6" x 8"



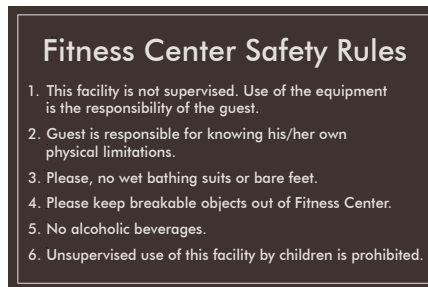
FEP1216 SLE
Elevator Fire Evacuation Plan
12" x 15-1/2"

GUEST LAUNDRY SIGNAGE



LAU2416 SLE
Guest Laundry Rules
23-3/4" x 15-3/4"

FITNESS CENTER SIGNAGE



FIT2416 SLE
Fitness Center Rules
23-3/4" x 15-3/4"

POOL AREA SIGNAGE



POL2432 SLE
Pool Rules
23-3/4" x 31-3/4"



POL2424 SLE
No Diving Allowed
23-3/4" x 23-3/4"



POL1924 SLE
No Lifeguard on Duty
18-3/4" x 23-3/4"

PLEASE NOTE: State and local codes may require your pool and spa area signage to have certain text, layouts and copy sizes specific to your area. If code-related signs are needed for your project, we will quote them in place of the brand standard signs.

IDENTITY
GROUP