

Interior Signage Specifications

SpringHill Suites

A

SPRINGHILL SUITES®
MARRIOTT

SHS A for New Builds

CONTACT US

Phone:

316.267.4171

Email:

dailyorders@identitygroup.com

IDENTITY GROUP IS AN APPROVED SIGNAGE SUPPLIER

NO FEE* PROJECT SERVICES

- Estimating
 - Planning - Wayfinding
 - Project Management
 - Evacuation Map Development
- * Requires minimum project values

DESIGN SERVICES AVAILABLE

COLORS / MATERIALS



SW 7037
Balanced Beige



Brushed
Aluminum



Rowmark
311-307A Charcoal Gray

Sign Materials: Metal-Faced Acrylic and Painted Acrylic

Font: Swiss 721 BT Roman

Rev. 11-19-20

GUEST ROOM SIGNAGE




5-3/4" x 3-1/2"
RMN 0604 SHS A
Guest Room Number



1-1/4" x 1-1/4"
AC11 SHS
Accessible Decal



15" x 9-9/16"
FEP 1509 SHS
Guest Room Fire Evacuation Plan



23" x 10"
FEP 2310 SHS
Guest Room Fire Evacuation Plan



6-3/4" x 9"
FEP 0709 SHS
Room Rate/State Law Card

IDENTIFICATION SIGNAGE



8-3/4" x 4-1/2"
ID 0905 SHS A
Room Identification,
1-2 Lines



8-3/4" x 5-1/2"
ID 0906 SHS A
Room Identification,
3 Lines



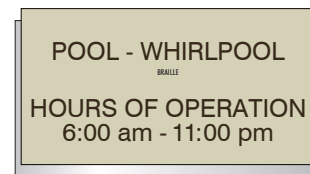
9-3/4" x 6-1/2"
ID 1007 SHS A
Room Identification, 4 Lines



2-3/4" x 3-1/2"
ELJ 0304 SHS
Elevator
Door Jam



12-3/4" x 4-1/2"
ID 1305 SHS A
Room Identification for Longer
Copy Lines, 1-2 Lines



12-3/4" x 7"
HOR 1307 SHS A
Room Identification with Hours Info



6-1/4" x 6-1/4"
STR 0606 SHS A
Interior Stairwell
Identification



8-3/4" x 9-1/4"
RES 0909 SHS A
Restroom & Lockers
Identification



8-3/4" x 9-1/4"
AGR 0909 SHS A
All Gender Restroom
Identification

PLEASE NOTE:

State and local codes may require your Restroom Signs to include certain text and symbols specific to your area.

If code-related signs are needed for your project, we will quote them in place of the brand standard signs.

FORMERLY GRAPHICSystems

IDENTITY GROUP

Interior Signage Specifications

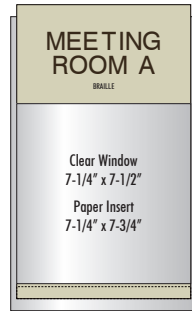
SpringHill Suites

A

IDENTIFICATION SIGNAGE *cont.*



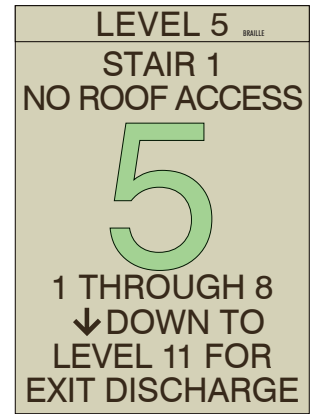
12-3/4" x 10"
TDD 1310 SHS A
TDD Identification



7-3/4" x 12-3/4"
INS 0813 SHS A
Meeting Room Identification,
1-2 Lines



12-1/4" x 12-1/4"
STR 1212 SHS
Stairwell Identification & Information



12-1/4" x 17"
STR 1217 SHS
Stairwell Identification
& Discharge Information

BACK OF HOUSE IDENTIFICATION SIGNAGE



8-1/4" x 4"
ID 0804 SHS BH
Back of House Room Identification



12-1/4" x 4"
ID 1204 SHS BH
Back of House Room Identification for
Longer Copy Lines, 1-2 Lines



8-1/4" x 8-3/4"
RES 0809 SHS BH
Back of House Restroom
Identification

INFORMATIONAL SIGNAGE



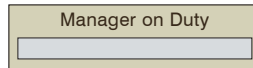
3-3/8" x 2-1/4"
INF 0302 SHS
Informational



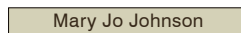
3" x 3"
AC33 SHS
Accessible




3" x 3"
HI33 SHS
Hearing Impaired



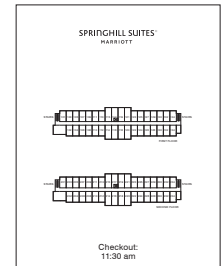
10-1/2" x 2-3/4"
MOD 1103 SHS
Manager on Duty Board



10" x 1-1/8"
MOD 1103 INSERT SHS
Manager on Duty Insert




9-5/8" x 12-1/8"
FDM HOLDER SHS
Front Desk Map Insert Holder



8-1/2" x 11" format
FDM 0911 SHS
Front Desk Map on CD



8-1/2" x 8"
OWN 0908 SHS A
Owner/Operator Board



8-3/4" x 5-1/2"
MAX 0906 SHS A
Maximum Occupancy



5" x 1-1/2"
INF 0502 SHS
Informational

FORMERLY GRAPHICSystems

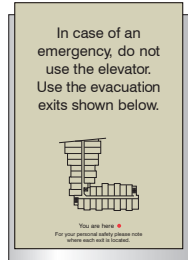
IDENTITY GROUP

Interior Signage Specifications

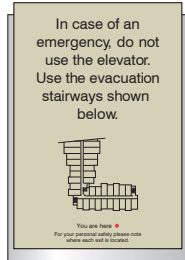
SpringHill Suites

A

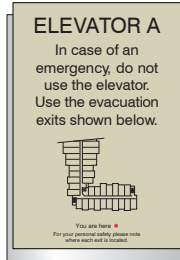
INFORMATIONAL SIGNAGE *cont.*



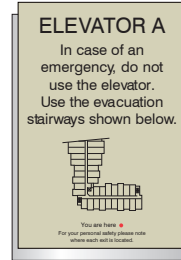
7-1/2" x 10-1/4"
FEP0811A SHS A
Elevator Evacuation Plan with Elevator Designation, Ground Floor



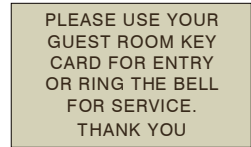
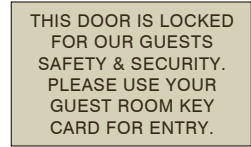
7-1/2" x 10-1/4"
FEP0811B SHS A
Elevator Evacuation Plan with Elevator Designation, 2nd Floor and Up



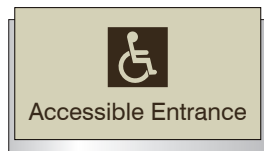
7-1/2" x 10-1/4"
FEP0811C SHS A
Elevator Evacuation Plan with Elevator Designation, Ground Floor



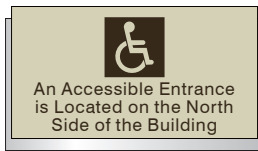
7-1/2" x 10-1/4"
FEP0811D SHS A
Elevator Evacuation Plan with Elevator Designation, 2nd Floor and Up



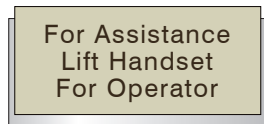
10" x 6"
INF 1006 SHS
Key Card Informational



10-3/4" x 6"
ACC 1106 SHS A
Accessible Entrance or Area of Rescue Assistance



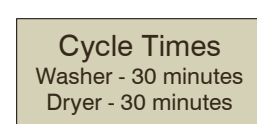
11-3/4" x 10"
PRO 1210 SHS
Projection Mounted Restroom Informational, Double Sided



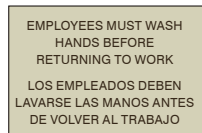
10-3/4" x 5"
INF 1105 SHS A
Informational



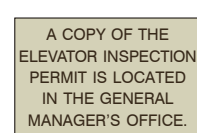
10-1/4" x 4-1/2"
INF 1005 SHS EXT
Exterior Informational



10-1/4" x 4-1/2"
CT 1005 SHS
Cycle Times Informational



8" x 5-1/2"
INF 0806 SHS
Wash Hands Informational



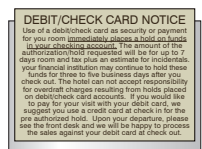
7-3/4" x 5"
INF 0805 SHS
Elevator Inspection Informational



6-5/8" x 4-5/8"
INF 0705 SHS
Business Center Informational



8-3/4" x 4"
PRO 0904 SHS
Projection Mounted Informational and/or Directional, Double Sided



8" x 6"
BNT 0806 SHS
Debit Card Informational



8" x 5"
SFB 0805 SHS A
Smoke Free Building

FORMERLY GRAPHICSystems

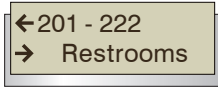
IDENTITY GROUP

Interior Signage Specifications

SpringHill Suites

A

DIRECTIONAL SIGNAGE



9" x 3-1/2"
DIR 0904 SHS A
Directional, 1-2 Lines



9" x 5-3/4"
DIR 0906 SHS A
Directional, 3-4 Lines



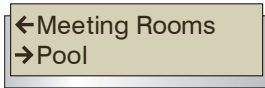
9" x 7-3/4"
DIR 0908 SHS A
Directional, 5-6 Lines



9" x 9-3/4"
DIR 0910 SHS A
Directional, 7-8 Lines



9" x 11-3/4"
DIR 0912 SHS A
Directional, 9-10 Lines



11" x 3-1/2"
DIR 1104 SHS A
Wide Directional, 1-2 Lines



11" x 5-3/4"
DIR 1106 SHS A
Wide Directional, 3-4 Lines

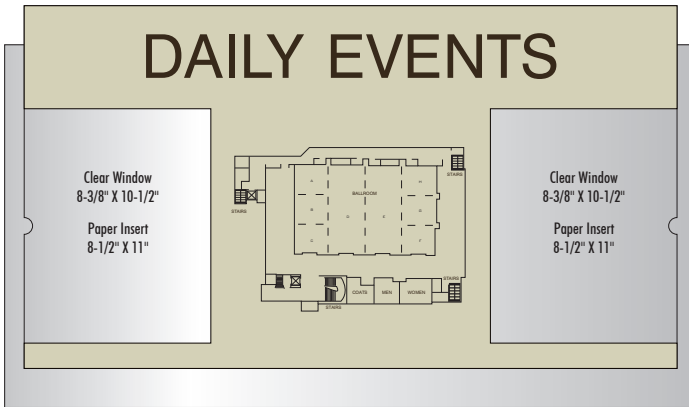


11" x 7-3/4"
DIR 1108 SHS A
Wide Directional, 5-6 Lines



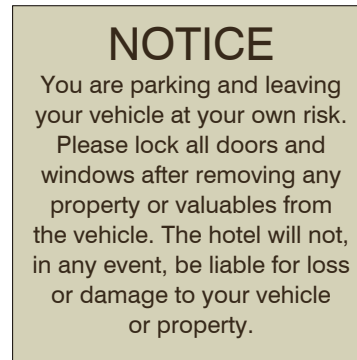
11" x 9-3/4"
DIR 1110 SHS A
Wide Directional, 7-8 Lines

DAILY EVENTS SIGNAGE



31" x 18"
EVENT 3118 SHS A
Daily Events Board with 2 Insert Windows

PARKING SIGNAGE



16" x 16"
PRK 1616 SHS
Parking Informational

DIMENSIONAL LETTERS AND NUMBERS



6" tall
MFA 06 SHS A
Metal Faced Acrylic Letters,
Silver or Gold, Interior



4" tall
MFA 04 SHS A
Metal Faced Acrylic Letters,
Silver or Gold, Interior



6" tall
COM 06 SHS
Address Numbers, Exterior

FORMERLY GRAPHICSSYSTEMS

IDENTITY
GROUP

Interior Signage Specifications

SpringHill Suites

A

CLEARANCE SIGNAGE



60" x 10"
CL 6010 SHS
Clearance

RECREATION AREA SIGNAGE

Exercise Room Use

For your safety, it is required that you observe the following:

- Registered guests only.
- Individuals utilizing this facility do so at their own risk.
- Individuals should not undertake exercise routines unless physically qualified and have a physician's approval to do so.
- It is highly recommended that the following individuals not use the exercise equipment:
 - persons under the influence of alcohol, stimulants or depressants
 - unsupervised children under the age of 16
 - children under the age of 14
- Should you need any assistance please contact the Front Desk.
- Equipment should be used in the presence of others.
- Shoes and appropriate exercising attire are necessary.
- Smoking is prohibited.
- Always practice safety and courtesy to others.
- Report any unsafe conditions to the management.


Thank you for your attention and cooperation.

20" x 19"
EXR 2019 SHS
Exercise Room Use

MOUTH-TO-MOUTH RESUSCITATION


A - AIRWAY

- Clear the mouth.
- Push or pull jaw into a jutting out position.



B - BREATHING

- Pinch nose SHUT.
- Cover victim's mouth with your mouth. BLOW until chest rises: for BABIES; cover mouth and nose.
- Remove your mouth. Listen for return air. Repeat 12 to 15 times per minute.



CAUTION: If a neck injury sign appears, move the lower jaw forward without tilting the head to open the airway. Rest your elbow on the surface which the victim is laying. Move the lower jaw forward with both hands, one on each side.

20" x 18"
MTM 2018 SHS
Mouth-to-Mouth Resuscitation

WARNING: THIS FACILITY IS UNATTENDED AND IS NOT CONTINUOUSLY MONITORED. THIS FACILITY IS PROVIDED TO OUR GUESTS AS AN AMENITY AND SHOULD NOT BE CONSIDERED A FULL-SERVICE FITNESS FACILITY.

GUESTS SHOULD ONLY USE THIS FACILITY AFTER THEY HAVE CONSULTED A PHYSICIAN TO DETERMINE IF THE USE OF THE EQUIPMENT IN THIS FACILITY IS APPROPRIATE.

AN AUTOMATED EXTERNAL DEFIBRILLATOR HAS BEEN PROVIDED. IN CASE OF AN EMERGENCY, AS WITH ANY MEDICAL EMERGENCY 9-1-1 SHOULD BE NOTIFIED PRIOR TO THE RENDERING OF ANY FIRST AID ASSISTANCE.

10" x 10"
AED W1 SHS
Automated External Defibrillator
For Unattended Fitness Center

WARNING: THIS FACILITY IS ATTENDED ONLY DURING THE HOURS OF _____. THIS FACILITY IS NOT ATTENDED AT TIMES OUTSIDE OF THESE HOURS. THIS FACILITY IS PROVIDED TO OUR GUESTS AS AN AMENITY AND SHOULD NOT BE CONSIDERED A FULL-SERVICE FITNESS FACILITY.

GUESTS SHOULD ONLY USE THIS FACILITY AFTER THEY HAVE CONSULTED A PHYSICIAN TO DETERMINE IF THE USE OF THE EQUIPMENT IN THIS FACILITY IS APPROPRIATE.

AN AUTOMATED EXTERNAL DEFIBRILLATOR HAS BEEN PROVIDED. IN CASE OF AN EMERGENCY, AS WITH ANY MEDICAL EMERGENCY 9-1-1 SHOULD BE NOTIFIED PRIOR TO THE RENDERING OF ANY FIRST AID ASSISTANCE.

10" x 10"
AED W1 SHS
Automated External Defibrillator
For Attended Fitness Center

POOL

OPEN CLOSED

10" x 7"
PS 1007 SHS
Pool Open/Closed
Slider Sign

SPRINGHILL SUITES

10" x 7"
LOG 1007 SHS
Backs Up to
Pool Open/Closed
Slider Sign

NOTICE

DO NOT LEAVE CHILDREN UNATTENDED

6" x 4"
PIT 0604 SHS
Fire Pit Informational

NOTICE

EMERGENCY SHUT OFF

6" x 4"
PIT 0604B SHS
Fire Pit Informational

FORMERLY GRAPHICSSYSTEMS

IDENTITY GROUP

Interior Signage Specifications

SpringHill Suites

A

RECREATION AREA SIGNAGE *cont.*

Pool Area Use

For your safety, it is required that you observe the following:

- Registered guests only.
- All children under 14 must be with an adult.
- Running and horseplay are prohibited.
- Appropriate swim wear required.
- Diving strictly prohibited.
- Shirts and shoes required in the hotel lobby.
- Glassware is not permitted within the pool area.
- Only flexible swim-aids are permitted.
- Be aware of depth markings at all times.
- Report any unsafe conditions or violations to the management immediately.
- Individuals assume the risk for any injuries sustained while using pool facilities.
- Always practice water safety and courtesy.
- Shower before entering pool.
- Children who are not toilet trained must wear swim diapers with rubber pants over them.

Thank you for your attention and cooperation.

24" x 19"
POL 2419 SHS
Pool Area Use

Whirlpool Area Use

For your safety, it is required that you observe the following:

- Registered guests only.
- Individuals utilizing this facility do so at their own risk.
- **WARNING** - No consumption of alcoholic beverages or food is permitted in pool area.
- It is highly recommended that the following individuals not use the whirlpool spa:
 - a) persons with present or prior heart disease, high blood pressure, or any chronic health problems.
 - b) persons under the influence of alcohol, stimulants or depressants.
 - c) pregnant women.
 - d) elderly persons.
 - e) children under the age of 10.
 - f) unsupervised children under the age of 15.
- Should you need any assistance, please contact management.
- **WARNING:** Chemical and PH levels are in accordance with local codes and measured regularly.
- However, high heat and chemical in this spa may cause fading and/or damage to certain fabrics.
- Always practice water safety and courtesy to others. • Report any unsafe conditions to the management.
- All persons shall bathe with warm water and soap before entering spa.
- Any persons known or suspected of having a communicable disease shall not use the spa.
- Spitting or blowing the nose in the spa is prohibited. • Do not use alone.
- Observe a reasonable time limit, (preferably not longer than 15 minutes), then shower, cool down and if you wish, return for another brief stay. • Long exposures may result in nausea, dizziness or fainting.
- Food and glass objects are not permitted in spa area. • Maximum temperature 104° Fahrenheit.

MAXIMUM BATHING LOAD

5

Thank you for your attention and cooperation.

24" x 19"
SPA 2419 SHS
Whirlpool Spa Area Use

NO LIFEGUARD ON DUTY

36" x 15"
NLG 3615 SHS
No Lifeguard on Duty

WARNING!
NO DIVING
SHALLOW WATER



CRIPPLING INJURIES MAY RESULT

14-1/2" x 15"
WND1514 SHS
Warning! No Diving

NO DIVING

36" x 8"
ND 3608 SHS
No Diving

PLEASE NOTE:

State and local codes may require your pool and spa area signage to have certain text, layouts and copy sizes specific to your area.

If code-related signs are needed for your project, we will quote them in place of the brand standard signs.

FORMERLY GRAPHICSSYSTEMS

IDENTITY GROUP